



How to Join PYC's

Thursday Night Racing

Contents

- Getting Started
- Notice of Race
- Signing Up
- Getting a PHRF Rating
- Sailing Instructions
- Joining the Race
 - Checking In
 - Getting a Course
 - Starting

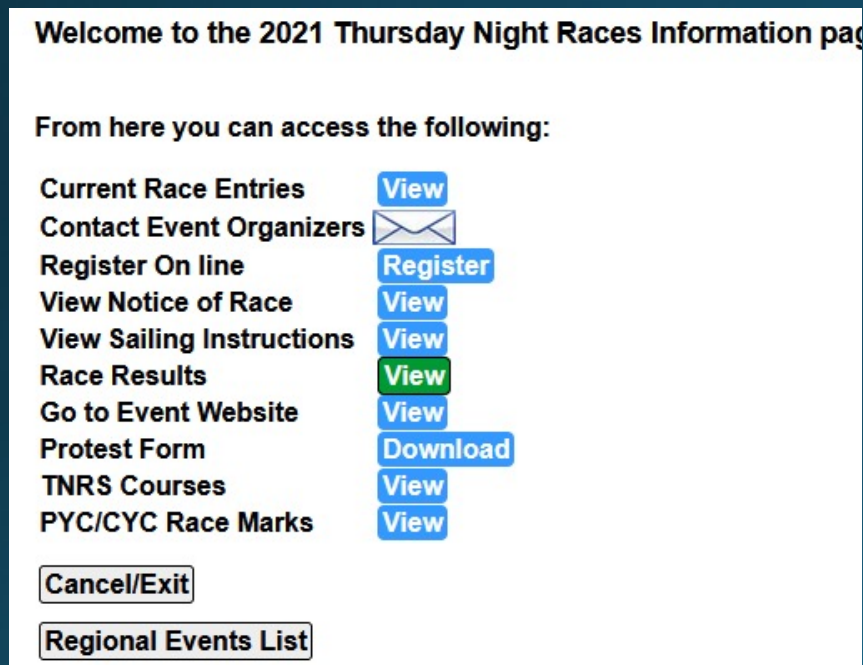
Getting Started

- Read the Notice of Race (NOR)
- Sign Up!
- Get a copy of the Sailing Instructions (SIs)
- Get a basic understanding of the rules

Notice of Race (NOR)

- An Invitation
 - Who is hosting the event – Portland Yacht Club
 - What types of boats are invited – ANY sailing vessel 20' or more
 - When does racing take place – Thursday evenings
 - Where does the racing take place – In the vicinity of Clapboard Is.
- How to sign up - online
- What does it cost? - \$50
- Are there prizes, food, entertainment? – YES!!!
- www.portlandyachtclub.com > RACING

Signing Up



- How do I sign up – www.regattaman.com
- Create an account
- Add your boat
- Select the Calendar and Register for an Event
- Contact the Event Organizers and ask for a PHRF Rating

If you are not sure you wish to sign up you can still come out and race!

Getting a PHRF Rating

- If you are new to racing the race committee can assign a PHRF rating temporarily based on similar boats.
- To get a valid rating join the Gulf of Maine Ocean Racing Association (GMORA) at www.gmora.org
 - Information about your boat's configuration and dimensions
 - What sails you intend to use
 - Ask a local sailmaker
 - Go to PHRF New England www.phrfne.org and look for a similar boat in the valid list
 - A measurer will review your application and contact you if they see any problems.

Sailing Instructions (SIs)

- The rules used for this race
 - The Racing Rules of Sailing (RRS)
 - Any changes to the RRS
- The classes that will be racing and how they will be started
- The race courses
- Any special requirements
 - Local rules
 - Equipment (such as a radio)
 - Liability Insurance
 - Special race marks or course restrictions
- You can access the Sailing Instructions online at www.regattaman.com


Joining the Race

- Determine which class you should start in:
 - “A” for Spinnakers with rating < 100 (usually race boats 30’ or larger)
 - “B” for Spinnakers with rating of 100 or more
 - “C” for all boats 20’ or larger with no spinnaker
- Sail by the Race Committee (RC) boat and Check-In
 - Hail your boat name and which class you wish to race in
 - This should be done regardless of whether you wish to be scored or not
- Turn your VHF to 69 and listen for announcements from the RC
- Get your course from the Course Board on the stern of the RC boat.

Plotting Your Course

Classes A&B will sail the same course. This does NOT mean they will start together.

Course #3
B - D - X
All marks left to PORT





A B	C
3	N
	C 
	X

The course for Class C is
N - C - X

Mark C is to be
left to
STARBOARD

Starting the Race

- Watch for your Class flag to be raised with a sound. This means there is 5 minutes until your start
- Class flags can be raised in any order
- There is no set time between Class starts
- The RC will communicate their intentions on VHF
- If your Class flag is not displayed keep well clear of the starting area.

	Time until Start	Sound Signal	Flag	Action
Warning	5 Minutes	Short Horn (or gun)	Class Flag (one only) 	⇄ Hoist
Preparatory	4 Minutes	Short Horn (or gun)	"P" Flag 	⇄ Hoist
1 Minute	1 Minute	Long Horn	"P" Flag 	⇄ Drop
Start	0	Short Horn (or gun)	Class Flag (one only) 	⇄ Drop

Sailing the Course

Class "C" Example

- Start at "X" between the RC boat and the PIN mark in the direction of the first mark
- Keep "N" (Cow Island R/G) to PORT
- Round "C" (N4) keeping it to STARBOARD
- Finish at "X" between the RC boat and the PIN
- Don't sail in the excluded area East of N12 and N14 (described in the Sis)
- If you fail to finish PLEASE inform the RC
- HAVE FUN!!!

